

Certificate of Instrument for Environment Quality Analysis.

No.	Instrument/Equipment	Parameter	Manufacturer	Model/Serial No.	Calibrator	Certification No.	Date of Calibration	Due date of Calibration*	Remark
Laboratory Instrument/Equipments (Water)									
1	pH Meter	ความเป็นกรดและด่าง อุณหภูมิ	Horiba	LAQUA-PH210 / HA0C0025	Technology Promotion Association (Thailand-Japan)	24CH319	14 Mar 24	14 Mar 25	-
2	Analytical Balance (Repeatability 0.01 mg)	สารแขวนลอย สารที่ละลายได้ทั้งหมด	Mettler Toledo	AB204-S/FACT / 1129361010	Technology Promotion Association (Thailand-Japan)	24MM292	11 May 24	11 May 25	-
3	Analytical Balance (Repeatability 0.01 mg)	ปริมาณมวลสารที่ละลายได้ทั้งหมด น้ำมันและไขมัน	Mettler Toledo	XSR204 / C117635043	Technology Promotion Association (Thailand-Japan)	24MM293	11 May 24	11 May 25	-
4	Hot Air Oven		Memmert	UF55 / B212.0411	Technology Promotion Association (Thailand-Japan)	24TM589	1 Apr 24	1 Apr 25	
5	BOD Incubator	บีโอดี	Arco	UR-1320 / N/A	National Food Institute, Ministry of Industry, Thailand	2402285-001-01	2 Apr 24	2 Apr 25	-
6	Digestion Units	ทีเคเอ็น (TKN)	Foss Tecator	DT 2520 / 91794469	FOSS South East Asia	8 Nov 26	8 Feb 24	7 Feb 25	-
7	Incubator	แบคทีเรียกลุ่มฟิโคไซโบลีฟอร์ม แบคทีเรียกลุ่มโคลิฟอร์มทั้งหมด	Memmert	IPP 260 / V616.0066	Technology Promotion Association (Thailand-Japan)	24TM560	2 Apr 24	2 Apr 25	-
8	Water Bath	อี. โคโล สเตอริไลซ์ค็อกคัส ออเรียส	Memmert	WNE 14 / L414.1410	Technology Promotion Association (Thailand-Japan)	24TM616	2 Apr 24	2 Apr 25	-
9	Analytical Balance	ซูโดโมแนส แอร์จิงโนซา	OHAUS	PX623 / C236754745	National Food Institute, Ministry of Industry, Thailand	2402419-001-01	19 Apr 24	19 Apr 25	-
10	Auto Clave		ALP	CL-40L / 808763	National Food Institute, Ministry of Industry, Thailand	2402281-001-01	2 Apr 24	2 Apr 25	-
11	UV-VIS Spectrophotometer	ซัลไฟต์ ไนเตรท-ไนโตรเจน	Hitachi	U-1900 / 2021-064	DQE Services Co.,Ltd.	SP24-008	16 Jan 24	15 Jan 25	-

Due Date of Calibration* : Based on the annual calibration plan. At least 1 time per year.



TECHNOLOGY PROMOTION ASSOCIATION (THAILAND-JAPAN)
CORPORATE SERVICES 3: EQUIPMENT CALIBRATION AND TESTING SERVICES
534/4 PATTANAKARN ROAD SOI 18, SUANLUANG, SUANLUANG BANGKOK 10250
TEL. 0-2717-3000-29 FAX. 0-2719-9484



Cert.No.: 24CH319

Page.: 1 of 3

Certificate of Calibration

Equipment : pH Meter
Manufacturer : Horiba
Model : LAQUA-PH210
Serial No. : HA0C0025
ID No. : UAE.EFM.117/2563(EFM.pH.07/63)
Condition As-Received: Used Item
Received Date : 12 March 2024
Calibration Date : 14 March 2024
Reference : 2403-0386WSC-1
Submitted by : United Analyst and Engineering Consultant Co.,Ltd.
3 Soi Udomsuk 41, Sukhumvit Road,
Bangchak, Phrakhanong, Bangkok 10260

Ambient Temperature : (25 ± 2.5) °C
Relative Humidity : (50 ± 15) %
Calibration Procedure : In - house method :
- CP-CH5 by direct measurement with DC voltage
standard and direct measurement with
certified reference material (CRM)
- CP-CH8 by comparison with temperature standard

Calibrated by :

Approved by :

Approved Signatory

()
()
(✓)

Issue Date :

15 March 2024

The Uncertainties are for a confidence probability of approximately 95%

This certificate may not be reproduced other than in full, except with the prior written
Approval of the head of Corporate Services 3 : Equipment Calibration and Testing Services.

เอกสารไม่ควบคุม

A 0064529



Cert.No.: 24CH319

Page.: 2 of 3

Condition of this calibration result

1. Reference Standard Instrument

<u>Instrument</u>	<u>Serial No.</u>	<u>ID No.</u>	<u>Cert. No.</u>	<u>Due Date</u>
1) Document Process Calibrator	54030049	130RC116	23E2802	27 Aug 2024
2) Ref. Standard Thermometer	4982054	110RC044	23I908	26 July 2024

This certification is traceable to the International System of Unit maintained through:-

- Technology Promotion Association (Thailand-Japan)

2. Certified Reference Materials : The measurement results are traceable to SI through CPA chem Ltd.,
ANSI-ASQ National Accreditation Board, Accredited No. AR-1835

<u>Buffer Solution</u>	<u>Manufacturer</u>	<u>Lot No.</u>	<u>Exp. date</u>
pH 4.008	CPA chem	940102	27 Nov 2025
pH 6.986	CPA chem	940104	02 Nov 2024
pH 9.997	CPA chem	940106	02 Nov 2024

3. This certificate is valid only to the item calibrated on date and place of calibration.

Calibration Results

Function : mV Measurement

Performing standard curve by Document Process Calibrator at pH (4,7)(7,10)

Unit Under Calibration	Nominal Value	Standard Voltage Input	Actual Reading		Uncertainty of Measurement (±mV)	Coverage factor <i>k</i>
	pH	mV	mV	pH		
pH Meter S/N.: HA0C0025	4.00	177.48	177.5	4.01	0.058	2.00
	7.00	0.00	0.0	7.02	0.058	2.00
	7.00	0.00	0.0	7.02	0.058	2.00
	10.00	-177.48	-177.5	10.01	0.058	2.00

เอกสารไม่ควบคุม
Saidhip

a 1206341



Cert.No.: 24CH319

Page.: 3 of 3

Calibration Results**Function : pH Measurement**

Performing three buffers standard curve by using buffer nominal pH (4,7)(7,10)

Unit Under Calibration	Standard pH Buffer Solution	Actual pH Reading	Actual mV Reading (mV)	Uncertainty of pH Measurement (\pm)	Coverage factor k
pH Electrode S/N.: -	4.008	4.01	149.4	0.0091	2.07
	6.986	7.00	-25.1	0.0093	2.00
	6.986	7.02	-24.3	0.011	2.00
	9.997	10.01	-199.5	0.0095	2.00

Function : Temperature Measurement**(*) Without adjustment**

This equipment was connected with Temperature Probe;

- Model : _____

- Serial No. : _____

Dimension of probe

- Length : 103 mm.

- Diameter : 16 mm.

- Immersion Depth : 90 mm.

Calibration Point (°C)	Standard Temperature (°C)	UUC* Reading (°C)	Error (°C)	Uncertainty of measurement (\pm °C)	Coverage factor k
25.0	25.001	25.0	-0.001	0.13	2.00
30.0	30.001	30.0	-0.001	0.13	2.00
35.0	35.002	35.0	-0.002	0.13	2.00

Remark - UUC* = Unit Under Calibration

The reported uncertainty of measurement was based on a standard uncertainty multiplied by a coverage factor k , providing a level of confidence of approximately 95 %.

-o0o-

Saitthip
เอกสารไม่ควบคุม

a 1206342

Calibration Certificate

Certificate No.: 2402285-001-01
Client name: UNITED ANALYST AND ENGINEERING CONSULTANT CO., LTD.
Address: 3 Soi Udomsuk 41, Sukhumvit Road,
Bangchack, Prakhnong, Bangkok 10260

Page 1 of 3

Equipment: CHAMBER (Refrigerator)

Manufacturer: ARCO

Model: UR-1320

Serial No.: N/A

ID No.: UAE.WAT.024/2551

Order No.: 2402285

Operation No.: 2402285-001

Date of Receipt: 2 April 2024

Date of Calibration: 2 April 2024


Calibrated by



Scientist

Approved by

(Mr



Manager, Division of Calibration Laboratory

Date of Issue: 9 April 2024

Responsible for the Technical Management Team

The uncertainties are for a confidence probability of approximately 95 %.

This Certificate is issued in accordance with the conditions of accreditation granted by the Thai Laboratory Accreditation scheme which has assessed the measurement capability of the laboratory and its traceability to recognized national standards and to the units of measurement realized at the corresponding national standards laboratory. This certificate may not be reproduced other than in full except with the prior written approval of the National Food Institute.

F-CS-009 Revision: 01 Date: 20-04-65



Calibration Report

Certificate No.: 2402285-001-01
Equipment: CHAMBER (Refrigerator)
Model: UR-1320 Serial No.: N/A
Resolution: 0.1 °C ID No.: UAE.WAT.024/2551
Manufacturer: ARCO
Date of Calibration: 2 April 2024

Page 2 of 3

Location: Laboratory, UNITED ANALYST AND ENGINEERING CONSULTANT CO., LTD.
Environment Condition: Ambient Temperature (36 ± 1) °C
Relative Humidity (60 ± 5) %
Line Voltage (223 ± 3) Volt

Condition of this results of Calibration:

- This instrument was calibrated by insert 13 standard thermometer into its chamber and calibration according to W-TE-014 Based on TLAS G-20-1/02-08 (E): Guidelines for Calibration and Checks of Temperature Controlled Enclosures.
- The temperature scale used was based on ITS - 90.
- All data show below were final values and the initial data may be obtained upon request.

2. Reference Standard Instrument :

Instrument	Model	Serial No./ID No.	Certificate No.	Due Date	Through
Digital Thermometer with sensor	34972A	MY49016851	TE 660495-01	7 May 2024	NATIONAL FOOD INSTITUTE
	RTD	CH#101-203 / RTD#101-203			

- This certificate is traceable to International System of Units (SI Units).
- This certificate was certified only for the instrument we calibrated.
- This result of calibration was found accurate as shown on date and place of calibration only.
- Condition of Calibrated item : Good

UUC Description :

Time of Record 1 Hour 9 Minute At 3.0 °C
Fresh air Damper ☐ Open Position ☐
☒ Close Fan ☐
☐ Not Available

7. Result of Calibration : ☒ Without adjustment ☐ After adjustment



Calibration Report

Certificate No.: 2402285-001-01
Equipment: CHAMBER (Refrigerator)
Model: UR-1320 Serial No.: N/A
Resolution: 0.1 °C ID No.: UAE.WAT.024/2551
Manufacturer: ARCO

Date of Calibration: 2 April 2024

Page 3 of 3

Calibration point: 3.0 °C

Calibration result:

Calibration Condition	Temperature (°C)	Relative Humidity (%)	Line Voltage (Volt)
MIN	35.6	55	220.0
MAX	36.3	65	225.0

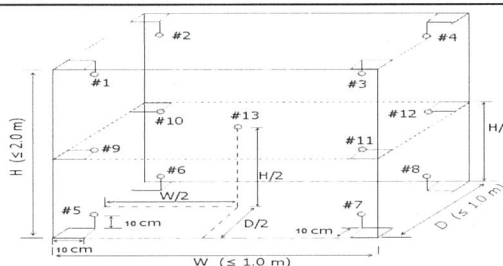


Table1 : Reporting of Temperature

Calibration point (°C)	Measured Temperature (°C) @ Sensor No. (Sensor No.13 is REF)													Uncertainty ± (°C)
	# 1	# 2	# 3	# 4	# 5	# 6	# 7	# 8	# 9	# 10	# 11	# 12	# 13	
3.0	2.95	3.06	3.16	3.43	3.22	3.24	2.76	3.10	2.93	3.15	3.16	3.41	3.17	0.94

Table 2 : Reporting of Characterization Result

UUC* Setting (°C)	UUC* Reading (°C)			Temperature Stability ± (°C)	Temperature Uniformity (°C)	Overall Variation (°C)
	MIN	MAX	Average			
3.0	3.0	4.0	3.1	0.56	0.40	1.4

Note The quoted uncertainty include " Stability " and " Loading effect (20% of Temp Uniformity) "

UUC* = Unit Under Calibration

Stability = One-half of the greatest maximum difference of measured temperatures at any one sensors, for at least half an hour after reaching steady state.

Uniformity = The maximum difference of measured temperatures at any sensors and the measured temperature at the reference location which are observed at the same time.

Overall Variation = The difference of the maximum and minimum measured temperatures throughout observation time.

The report uncertainty of measurement was based on standard uncertainty multiplied by coverage factor k= 2, providing a level of confidence of approximately 95 %.

----- End -----

Handwritten signature

Customer Service Report

3388 Sirinrat Building, 25th – 26th Floor, Unit No. 3388/90,
Rama IV Road, Klongton , Klongtoey, Bangkok, Thailand 10110

9809

8 Feb 2024

UAE

DT2520

BANKOW

91794469

18500

เอกสารไม่ควบคุม



TECHNOLOGY PROMOTION ASSOCIATION (THAILAND-JAPAN)
CORPORATE SERVICES 3: EQUIPMENT CALIBRATION AND TESTING SERVICES
534/4 PATTANAKARN ROAD SOI 18, SUANLUANG, SUANLUANG BANGKOK 10250
TEL.0-2717-3000-29 FAX.0-2719-9484



Certificate of Calibration

Cert. No.: 24TM650

Page : 1 of 3

Equipment : Incubator
Manufacturer : Memmert
Model : IPP 260
Serial No. : V616.0066
ID No. : UAE.MIC.032/2559
Submitted by : United Analyst and Engineering Consultant Co.,Ltd.
3 Soi Udomsuk 41, Sukhumvit Road,
Bangchak, Phrakhanong,
Bangkok 10260
Location : Microbiology Laboratory (302)
Received Order : 01 April 2024
Calibration Date : 02 - 03 April 2024
Ambient Temperature : (26 ± 10) °C
Relative Humidity : (50 ± 30) %

Calibrated by :



Approved by :

Approved Signatory

()
(✓)
()



Issue Date :

7 April 2024

The Uncertainties are for a confidence probability of approximately 95%

This certificate may not be reproduced other than in full, except with the prior written
Approval of the head of Corporate Services 3 : Equipment Calibration and Testing Services.

เอกสารไม่ควบคุม



Equipment : Incubator
Condition As-Received : Used Item
Reference : 2404-0003OC-2

Cert. No.: 24TM650

Page : 2 of 3

Procedure Used :-

Calibration were conducted using calibration procedure CP-OT02 based on TLAS G-20 according to direct measurement method with Data Acquisition which connected with Resistance Temperature Detector (RTD).

The temperature scale used was based on ITS-90.

Condition of this result of calibration

1. Reference standard instrument:-

<u>Instrument</u>	<u>Serial No.</u>	<u>Cert. No.</u>	<u>Traceable</u>	<u>Due Date</u>
1) Data Acquisition	MY49023932	23LM122	TPA	26 Jul 2024

2. This certificate is valid only to the item calibrated on date and place of calibration.

3. This certification is traceable to the International System of Unit.

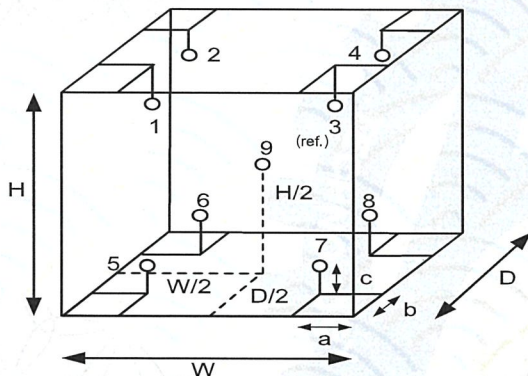
Remark : TPA : Technology Promotion Association (Thailand - Japan)

Result of Calibration :- (*) Without Adjustment

Function of UUC* : Temperature Source

Fresh air setting : Close

Environment during calibration		
	Beginning	Finished
Temp. (°C)	25	25
REL.Humid. (%)	57	54
AC Supply (Volt)	221	222



Position :	Ref. Std. ID No.:
1	19-16RTD-01
2	19-16RTD-02
3	19-16RTD-03
4	19-16RTD-04
5	19-16RTD-05
6	19-16RTD-06
7	21-16RTD-07
8	19-16RTD-08
9 (ref.)	19-16RTD-09

Probe Installation Details :

a = 5.0 cm
b = 5.0 cm
c = 5.0 cm

Dimension of Chamber :

D = 0.50 m
W = 0.64 m
H = 0.80 m
Capacity = 0.26 m³



Equipment : Incubator
Condition As-Received : Used Item
Reference : 2404-0003OC-2
Result of Calibration :- (*) Without Adjustment
Function of UUC* : Temperature Source
Fresh air setting : Close

Cert. No.: 24TM650

Page : 3 of 3

Calibration Point (°C)	UUC* Setting (°C)	UUC* Reading (°C)	Temperature stability (± °C)	Temperature uniformity (°C)	Overall Variation (°C)	Coverage Factor <i>k</i>
25.0	25.0	25.0	0.053	0.78	1.3	2
36.0	36.0	36.0	0.14	0.57	0.93	2

Calibration Point (°C)	Measured Temperature (°C)									Uncertainty (± °C)
	Position									
	1	2	3	4	5	6	7	8	9 (ref.)	
25.0	25.596	25.310	25.439	25.412	24.347	24.332	24.313	24.414	24.875	0.30
36.0	35.843	35.965	35.618	35.701	36.239	36.260	36.343	36.357	36.063	0.31

Average* : The average of 30 values in each position.

Temperature stability : One-half of the greatest maximum difference of measured temperature at any one sensor.

Temperature uniformity : The maximum difference of measured temperatures at any sensors and the measured temperature at the reference location which are observed at the same time or at as close an observation time as possible to determine the temperature pattern or homogeneity within the chamber under steady-state conditions.

Overall Variation : The Difference of the maximum and minimum measured temperatures throughout observation.

UUC* : Unit Under Calibration

Note : The reported uncertainty of measurement was included stability and excluded uniformity .

The reported uncertainty of measurement was based on a standard uncertainty multiplied by a coverage factor *k*, providing a level of confidence of approximately 95 %.

-o0o-



TECHNOLOGY PROMOTION ASSOCIATION (THAILAND-JAPAN)
CORPORATE SERVICES 3: EQUIPMENT CALIBRATION AND TESTING SERVICES
534/4 PATTANAKARN ROAD SOI 18, SUANLUANG, SUANLUANG BANGKOK 10250
TEL.0-2717-3000-29 FAX.0-2719-9484



Certificate of Calibration

Cert. No.: 24TM616

Page : 1 of 3

Equipment : Water Bath

Manufacturer : Memmert

Model : WNE 14

Serial No. : L414.1410

ID No. : UAE.MIC.007/2558

Submitted by : United Analyst and Engineering Consultant Co.,Ltd.
3 Soi Udomsuk 41, Sukhumvit Road,
Bangchak, Phrakhanong,
Bangkok 10260

Location : Microbiology Laboratory (302)


Received Order : 01 April 2024

Calibration Date : 02 April 2024

Ambient Temperature : (26 ± 10) °C

Relative Humidity : (50 ± 30) %

Calibrated by :



Approved by :

Approved Signatory

()
(✓)
()



Issue Date :

25 April 2024

The Uncertainties are for a confidence probability of approximately 95%

This certificate may not be reproduced other than in full, except with the prior written
Approval of the head of Corporate Services 3 : Equipment Calibration and Testing Services.

เอกสารไม่ควบคุม

 <input checked="" type="radio"/> PASS <input type="radio"/> NOT PASS
Remarks npe: 41 \pm 0.2 C : 44.5 \pm 0.2 C
<div style="background-color: black; height: 15px; width: 100%;"></div>
<div style="display: flex; justify-content: space-between;"> Verify Approve </div>

13 May 2024

Cert. No. : 24TM616

Water Bath

Memmert

Model : WNE 1A

S/N : L414.1410

ID. No : VAG.MIC.007/2559.

เอกสารไม่ควบคุม



Equipment : Water Bath
Condition As-Received : Used Item
Reference : 2404-0003OC-8

Cert. No.: 24TM616

Page : 2 of 3

Procedure Used :-

Calibration were conducted using in-house calibration procedure CP-OT04 according to direct measurement method with Data Acquisition which connected with Industrial Platinum Resistance Thermometer (IPRT).

The temperature scale used was based on ITS-90.

Condition of this result of calibration

1. Reference standard instrument:-

<u>Instrument</u>	<u>Serial No.</u>	<u>Cert. No.</u>	<u>Traceable</u>	<u>Due Date</u>
1) Data Acquisition	MY44073381	23LM95	TPA	19 May 2024

2. This certificate is valid only to the item calibrated on date and place of calibration.

3. This certification is traceable to the International System of Unit.

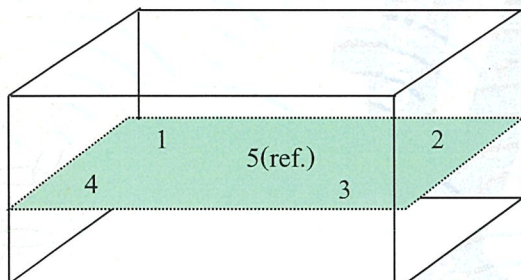
Remark : TPA : Technology Promotion Association (Thailand - Japan)

Result of Calibration :- (*) Without Adjustment

Function of UUC* : Temperature Source

Heat transfer medium used : Water

	Environmental		AC Voltage Supply
	(°C)	(%R.H.)	(Volt)
Beginning of Calibration	28	63	222
Finished of Calibration	27	69	221



Front

Position :	Ref. Std. S/N.:
1	4803988-006
2	4803988-007
3	4804539-014
4	4804539-015
5(ref.)	4804539-016



Equipment : Water Bath
Condition As-Received : Used Item
Reference : 2404-0003OC-8
Result of Calibration :- (*) Without Adjustment
Function of UUC* : Temperature Source

Cert. No.: 24TM616

Page : 3 of 3

Calibration point (°C)	UUC* Setting (°C)	UUC* Reading (°C)	Average* Standard Reading (°C)					Uncertainty (± °C)
			Position					
			1	2	3	4	5 (ref.)	
41.0	41.1	41.1	40.988	40.997	41.014	40.996	40.993	0.15
44.5	44.5	44.5	44.474	44.456	44.460	44.456	44.455	0.15

Calibration point (°C)	Uniformity (°C)	Stability (± °C)	Coverage Factor <i>k</i>
41.0	0.100	0.041	2
44.5	0.070	0.047	2

Average* : The average of 30 values in each position.

Uniformity : The maximum difference of measured temperatures at any sensors and the measured temperature at the reference location which are observed at the same time or at as close an observation time as possible to determine the temperature pattern or homogeneity within the chamber under steady-state conditions.

Stability : One-half of the greatest maximum difference of measured temperature at any one probe.

UUC* : Unit Under Calibration

Note : The reported uncertainty of measurement was included stability and excluded uniformity.

The reported uncertainty of measurement was based on a standard uncertainty multiplied by a coverage factor *k* , providing a level of confidence of approximately 95 %.

-o0o-

Calibration Certificate

Certificate No.: 2402419-001-01
Client name: UNITED ANALYST AND ENGINEERING CONSULTANT CO., LTD.
Address: 3 Soi Udomsuk 41, Sukhumvit Road,
Bangchack, Prakhonong, Bangkok 10260

Page 1 of 3

Equipment: Electronic Balance
Manufacturer: OHAUS
Model: PX623
Serial No.: C236754745
ID No.: UAE.MIC.055/2565
Order No.: 2402419
Operation No.: 2402419-001
Date of Receipt: 19 April 2024
Date of Calibration: 19 April 2024

Calibrated by

Scientist

Approved by

(Mis

Vice President, Department of Laboratory Services

Responsible for the Technical Management Team

Date of Issue: 23 April 2024

The uncertainties are for a confidence probability of approximately 95%

This Certificate is issued in accordance with the conditions of accreditation granted by the Thai Laboratory Accreditation Scheme which has assessed the measurement capability of the laboratory and its traceability to recognized national standards and to the units of measurement realized at the corresponding national standards laboratory. This certificate may not be reproduced other than in full except with the prior written approval of the National Food Institute.

F-CS-009 Revision: 01 Date: 20-04-65

Calibration Report

Certificate No.: 2402419-001-01

Equipment: Electronic Balance

Manufacturer: OHAUS

Model: PX623

Resolution: 0.001 g

Serial No.: C236754745

ID No.: UAE.MIC.055/2565

Capacity: 620 g

Date of Calibration: 19 April 2024

Page 2 of 3

Environment Condition: Ambient Temperature: 26.0 ± 0.3 °C Relative Humidity: 57 ± 8.4 %

Place of Calibration: Room 301, UNITED ANALYST AND ENGINEERING CONSULTANT CO., LTD.

Condition of Equipment: Good Condition

Condition of This Results of Calibration:

1. Calibration Method: NFI Method W-MA-001 In-House Method based on UKAS Lab 14 : 2019

2. Reference Standards:

Reference Standard	Model	Serial No.	Calibrated By	Certificate No.	Due Date
Standard Weight Class E2	1-500g	15882	TCS	M2311182S	28 November 2024

Instrument	Model	Serial No.	Calibrated By	Certificate No.	Due Date
Thermo-Hygro Meter	608-H1	NFI.BTH 019/23	Quality Reborn	QR24-0492	4 March 2025

3. This certification is traceable to SI UNIT

4. This certificate was certified only for the instrument we calibrated.

5. This result of calibration was found accurate as shown on date and place of calibration only.

Calibration Results:

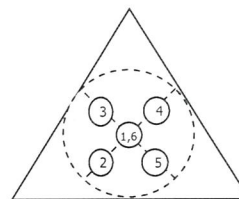
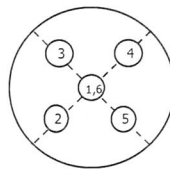
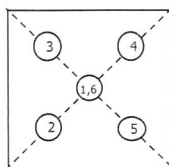
1. Repeatability of Reading:

Nominal Value (g)	Standard Deviation of Reading (g)
300	0.00067
600	0.0010

2. Off-Center Error:

A mass of 200 g was placed and moved to various position on pan.

The balance reading obtained is given in the table.



1 (g)	2 (g)	3 (g)	4 (g)	5 (g)	6 (g)	(Maximum Difference) (g)
200.000	200.002	200.001	199.999	200.000	200.000	0.002

F-CS-012 Revision: 01 Date: 20-04-65

P. Jongsakul
23 April 2024



Calibration Report

Certificate No.: 2402419-001-01

Equipment: Electronic Balance

Manufacturer: OHAUS

Model: PX623

Resolution: 0.001 g

Serial No.: C236754745

ID No.: UAE.MIC.055/2565

Capacity: 620 g

Date of Calibration: 19 April 2024

Page 3 of 3

Calibration Results: (Continued)

Calibration Range: 0-600 g

Calibration Adjustment: Internal Calibration

3. Departure from Nominal Value:

Nominal Value (g)	Standard Value (g)	Average Reading (g)	Correction (g)	Uncertainty (± g)	Coverage Factor <i>k</i>
Unload	0.0000	0.000	0.000	0.00093	2.00
1	1.0000	1.000	0.000	0.00093	2.00
5	5.0000	5.000	0.000	0.00093	2.00
10	10.0000	10.000	0.000	0.00093	2.00
20	20.0000	20.000	0.000	0.00093	2.00
50	50.0000	50.001	-0.001	0.00093	2.00
100	100.0000	100.001	-0.001	0.00094	2.00
200	200.0000	200.001	-0.001	0.0011	2.00
300	300.0000	300.003	-0.003	0.0011	2.00
400	399.9999	400.003	-0.003	0.0012	2.00
500	499.9999	500.003	-0.003	0.0013	2.00
600	599.9999	600.002	-0.002	0.0014	2.00

P. Jongsakul
23 April 2024

The reported uncertainty of measurement was based on a standard uncertainty multiplied by a coverage factor *k*, providing a level of confidence of approximately 95 %.

----- End -----

F-CS-012 Revision: 01 Date: 20-04-65



Calibration Certificate

Certificate No.: 2402281-001-01
Client name: UNITED ANALYST AND ENGINEERING CONSULTANT CO., LTD.
Address: 3 Soi Udomsuk 41, Sukhumvit Road,
Bangchack, Prakhnong, Bangkok 10260

Page 1 of 3

Equipment: Autoclave
Manufacturer: ALP
Model: CL-40L
Serial No.: 808763
ID No.: UAE.MIC.026/2563
Order No.: 2402281
Operation No.: 2402281-001
Date of Receipt: 2 April 2024
Date of Calibration: 2 April 2024

Calibrated by [REDACTED] **Approved by** [REDACTED]
Scientist

Manager, Division of Calibration Laboratory

Date of Issue: 9 April 2024

Responsible for the Technical Management Team

The uncertainties are for a confidence probability of approximately 95 %.

This Certificate is issued in accordance with the conditions of accreditation granted by the Thai Laboratory Accreditation scheme which has assessed the measurement capability of the laboratory and its traceability to recognized national standards and to the units of measurement realized at the corresponding national standards laboratory. This certificate may not be reproduced other than in full except with the prior written approval of the National Food Institute.

F-CS-009 Revision: 01 Date: 20-04-65



Calibration Report

Certificate No.: 2402281-001-01
Equipment: Autoclave
Model: CL-40L Serial No.: 808763
Resolution: 0.1 °C ID No.: UAE.MIC.026/2563
Manufacturer: ALP
Date of Calibration: 2 April 2024

Page 2 of 3

Location: LABORATORY, UNITED ANALYST AND ENGINEERING CONSULTANT CO., LTD.
Environment Condition: Ambient Temperature (25 ± 1) °C
Relative Humidity (55 ± 7) %
Line Voltage (225 ± 5) Volt

Condition of this results of Calibration:

- This instrument was calibrated by insert 3 standard temperature recorder with RTD into its autoclave and calibration according to W-TE-018 based on BS 2646-1(2021) : Autoclaves for sterilization in laboratories Design, construction, safety and performance Specification.
- The temperature scale used was based on ITS - 90 .
- All data show below were final values and the initial data may be obtained upon request.

2. Reference Standard Instrument :

Instrument	Model	Serial No.	Certificate No.	Due Date	Through
Digital Thermometer with RTD (Data Logger)	HiTemp140-2	R54918	TE 660383-01	8 April 2024	NATIONAL FOOD INSTITUTE
	HiTemp140-2	S25601	TE 670033-01	9 November 2024	MADGETECH INC.
	HiTemp140-2	S25602	TE 670034-01	9 November 2024	MADGETECH INC.

- This certificate is traceable to International System of Units (SI Units).
- This certificate was certified only for the instrument we calibrated.
- This result of calibration was found accurate as shown on date and place of calibration only.
- This standard does not apply to sterilizers or disinfectors used for medical, dental, pharmaceutical.
- Condition of Calibrated item : Good

UUC Description : Setting program function sterilization : STERILIZE/NORMAL

Time of sterilization 15 Minute At 115.0 and 121.0 °C

8. Result of Calibration : ☒ Without adjustment
☐ After adjustment




Calibration Report

Certificate No.: 2402281-001-01
Equipment: Autoclave
Model: CL-40L Serial No.: 808763
Resolution: 0.1 °C ID No.: UAE.MIC.026/2563
Manufacturer: ALP

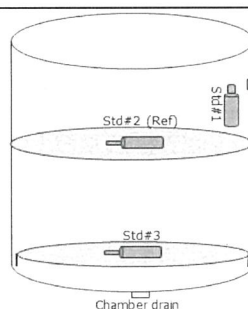
Date of Calibration: 2 April 2024

Page 3 of 3

Calibration point: 115.0 and 121.0 °C

Calibration result:

Calibration Condition	Temperature (°C)	Relative Humidity (%)	Line Voltage (Volt)
Min	24.4	48.6	220
Max	25.5	62.1	230



Standard at Position

Std#1 = Attached to the load temperature probe, within 20 mm.
Std#2 = In the upper half of the chamber
Std#3 = In the chamber drain, within 100 mm.

Table1 : Reporting of Temperature

Calibration Point (°C)	Measured Temperature (°C) @ Sensor No. (Sensor No.2 is REF)			Uncertainty ± (°C)
	Std.# 1	Std.# 2 (Ref)	Std.# 3	
115.0	115.28	115.35	115.38	0.64
121.0	121.28	121.36	121.37	0.64

Table 2 : Reporting of Characterization Result

UUC* Setting (°C)	UUC* Reading				Stability ± (°C)	Uniformity (°C)	Overall Variation (°C)
	Min (°C)	Max (°C)	Average (°C)	MPa			
115.0	115.0	115.1	115.0	0.08	0.19	0.13	0.48
121.0	121.0	121.1	121.0	0.12	0.17	0.10	0.38

Note

The quoted uncertainty include " Stability " and " Loading effect (20% of Uniformity)"

UUC* = Unit Under Calibration

Stability = One-half of the greatest maximum difference of measured temperatures at any one sensors, for at least half an hour after reaching steady state.

Uniformity = The maximum difference of measured temperatures at any sensors and the measured temperature at the reference location which are observed at the same time.

Overall Variation = The difference of the maximum and minimum measured temperatures throughout observation time.

The report uncertainty of measurement was based on standard uncertainty multiplied by coverage factor k= 2, providing a level of confidence of approximately 95 %.


----- End -----




CERTIFICATE OF CALIBRATION

Certificate No. : SP24-008

Page 1 of 5

Customer : United Analyst and Engineering Consultant Co.,Ltd. (Head Office)**Address :** 3 Soi Udomsuk 41, Sukhumvit Road, Bangchak, Phrakhanong, Bangkok 10260**Location of calibration :** Laboratory 315**Equipment :** UV-Vis Spectrophotometer**Manufacturer :** Hitachi**Model :** U-1900**Serial No. :** 2021-064**ID No. :** UAE.WAS.006/2552**Received Date :** 16 January 2024**Calibration Date :** 16 January 2024**Issue Date :** 19 January 2024**Condition Instrument :** Good**Calibrated by :**

Technical Manager

Approved by :
(M)

Quality Manager

The calibration result is applied only to the above calibrated item and was found accurate as shown on date and place of calibration only.

The measurement capability of the laboratory and its traceability to recognized national standards and to the unit of measurement realized at the corresponding national standards laboratory. This certificate may not be reproduced other than in full except with the prior written approval of the DQE Services Co., Ltd.

REPORT OF CALIBRATION

Certificate No. : SP24-008

Page 2 of 5

Environment Condition : Ambient Temperature 25 ± 5 °CRelative humidity 55 ± 20 %RH

Calibration method : In-house method CP-01 Based on ASTM E275-08

Certified Reference Materials :

Material	Serial No.	Certificate No.	Due date
Absorbance Standard set	25760	115663	25 October 2025
Absorbance Standard set	25757	115638	25 October 2025
Wavelength Standard set	25806	115657	25 October 2025
Wavelength Standard set	25758	115665	25 October 2025

Traceability : This certification is traceable to the International System of Unit maintained at National -

Institute of Standards and Technology (NIST) through Sarna Scientific Limited

Spectral Band Width of UUC : 4.0 nm.**Scan Speed of UUC :** 200 nm/min**Scan Interval of UUC :** 0.1 nm.**Resolution of UUC :** Photometric 0.001 Abs.

Wavelength 0.1 nm.

REPORT OF CALIBRATION

Certificate No. : SP24-008

Page 3 of 5

Calibration Results : Without adjustment

Photometric Accuracy :

Wavelength (nm.)	CRMs Values (Abs)	UUC Reading (Abs)	Correction (Abs)	Uncertainty (Abs)	Coverage factor <i>k</i>
420	0.0000	0.000	0.0000	0.0028	2.00
	0.5780	0.575	0.0030	0.0031	2.00
	1.0484	1.046	0.0024	0.0029	2.00
	2.1876	2.186	0.0016	0.0080	2.00
440	0.0000	0.000	0.0000	0.0028	2.00
	0.5595	0.558	0.0015	0.0034	2.00
	1.0239	1.024	-0.0001	0.0035	2.00
	2.1230	2.121	0.0020	0.0079	2.00
465	0.0000	0.000	0.0000	0.0028	2.00
	0.5230	0.520	0.0030	0.0030	2.00
	0.9633	0.961	0.0023	0.0029	2.00
	1.9753	1.975	0.0003	0.0070	2.00
546.1	0.0000	0.000	0.0000	0.0028	2.00
	0.5181	0.516	0.0021	0.0031	2.00
	1.0002	0.999	0.0012	0.0033	2.00
	1.9973	1.994	0.0033	0.0084	2.00
590	0.0000	0.000	0.0000	0.0028	2.00
	0.5517	0.550	0.0017	0.0030	2.00
	1.0803	1.080	0.0003	0.0030	2.00
	2.0373	2.032	0.0053	0.0080	2.00
635	0.0000	0.000	0.0000	0.0028	2.00
	0.5591	0.558	0.0011	0.0031	2.00
	1.0518	1.051	0.0008	0.0030	2.00
	1.9274	1.923	0.0044	0.0079	2.00

เอกสารไม่ควบคุม

REPORT OF CALIBRATION

Certificate No. : SP24-008

Page 4 of 5

Photometric Accuracy :

Wavelength (nm.)	CRMs Values (Abs)	UUC Reading (Abs)	Correction (Abs)	Uncertainty (Abs)	Coverage factor <i>k</i>
235	0.0000	0.000	0.0000	0.0050	2.00
	0.7469	0.748	-0.0011	0.0057	2.00
257	0.0000	0.000	0.0000	0.0050	2.00
	0.8674	0.865	0.0024	0.0059	2.00
313	0.0000	0.000	0.0000	0.0050	2.00
	0.2919	0.293	-0.0011	0.0051	2.00
350	0.0000	0.000	0.0000	0.0050	2.00
	0.6430	0.641	0.0020	0.0055	2.00

REPORT OF CALIBRATION

Certificate No. : SP24-008

Page 5 of 5

Wavelength Accuracy :

CRMs Values (nm.)	UUC Reading (nm.)	Correction (nm.)	Uncertainty (nm.)	Coverage factor <i>k</i>
241.54	241.1	0.44	0.18	2.00
279.40	278.9	0.50	0.18	2.00
288.70	288.0	0.70	0.18	2.00
334.22	333.8	0.42	0.18	2.00
361.26	360.8	0.46	0.18	2.00
418.48	418.2	0.28	0.18	2.00
446.70	446.0	0.70	0.18	2.00
453.20	453.1	0.10	0.18	2.00
460.06	459.6	0.46	0.18	2.00
536.90	536.4	0.50	0.18	2.00
637.94	637.6	0.34	0.18	2.00
440.74	440.1	0.64	0.18	2.00
472.22	472.0	0.22	0.18	2.00
513.70	513.5	0.20	0.18	2.00
528.72	528.2	0.52	0.18	2.00
574.60	574.3	0.30	0.18	2.00
585.48	585.0	0.48	0.20	2.00
684.63	684.2	0.43	0.18	2.00
740.27	740.0	0.27	0.20	2.00
748.28	747.8	0.48	0.18	2.00
807.16	806.8	0.36	0.18	2.00
879.70	879.2	0.50	0.18	2.00

Remark : - UUC = Unit Under Calibration

- N/A = Not Available

- The result expanded uncertainty of measurement *U* is stated as the standard uncertainty of measurement multiplied by the coverage factor *k*,

which for a normal distribution corresponds to a coverage probability of approximately 95%

- * Indicates non TISI accredited

- End of Certificate -

เอกสารไม่ควบคุม



TECHNOLOGY PROMOTION ASSOCIATION (THAILAND-JAPAN)
CORPORATE SERVICES 3: EQUIPMENT CALIBRATION AND TESTING SERVICES
534/4 PATTANAKARN ROAD SOI 18, SUANLUANG, SUANLUANG BANGKOK 10250
TEL.0-2717-3000-29 FAX.0-2719-9484



Certificate of Calibration

Cert.No.: 24MM292

Page.: 1 of 3

Equipment : Electronic Balance

Manufacturer : Mettler Toledo

Model : AB204-S/FACT

Serial No. : 1129361010

ID No. : UAE.WAS.002/2552

Submitted by : United Analyst and Engineering Consultant Co.,Ltd.
3 Soi Udomsuk 41, Sukhumvit Road,
Bangchak, Phrakhanong,
Bangkok 10260

Location : Balance Room (108)

Received order : 11 May 2024

Calibration Date : 11 May 2024

Ambient Temperature : 15 °C to 40 °C

Relative Humidity : 30 % to 90 %

Calibrated by : [Redacted]

Approved by :

Approved Signatory

() [Redacted]
() [Redacted]
(✓) [Redacted]

Issue Date :

15 May 2024

The Uncertainties are for a confidence probability of approximately 95%

This certificate may not be reproduced other than in full, except with the prior written
Approval of the head of Corporate Services 3 : Equipment Calibration and Testing Services.

เอกสารไม่ควบคุม



Equipment : Electronic Balance
Condition As-Received : Used Item
Reference : 2405-0166OC-1
Procedure used :-

Cert.No.: 24MM292

Page: 2 of 3

Calibration were conducted using in-house calibration procedure CP-OB01 based on UKAS LAB 14 according to direct measurement method against standard weight.

Condition of this result of calibration

1. Reference standard instruments:-

<u>Instruments</u>	<u>Model</u>	<u>Serial No.</u>	<u>ID No.</u>	<u>Test report No.</u>	<u>Due date</u>
1) Standard Weight Set (E2)	15884	24053	70RC007	MM-0013-24	25 Jan 2026

2. This certificate is valid only to the item calibrated on date and place of calibration.

3. This result of calibration was made on requested at the point specified by customer.

4. This certificate is not certified for any commercial transaction.

5. This certification is traceable to the International System of Unit.

Result of calibration () Without Adjustment (*) After Adjustment by Internal Calibration

Range capacity : 0 g to 220 g **Resolution** 0.0001 g

Before Adjustment :

<u>Applied Weight</u>	<u>Balance Reading</u>	<u>Correction</u>	<u>Measurement Uncertainty</u>	<u>Coverage Factor</u>
(g)	(g)	(g)	(± mg)	(k)
100	100.0000	0.0000	0.19	2.03
200	200.0006	-0.0006	0.30	2

After Adjustment :

1. **Determination of the standard deviation of weighing machine** (n = 10)

<u>Applied Weight</u>	<u>Standard Deviation of Reading (g)</u>
(g)	
100	0.00007
200	0.00005



Equipment : Electronic Balance
Condition As-Received : Used Item
Reference : 2405-0166OC-1

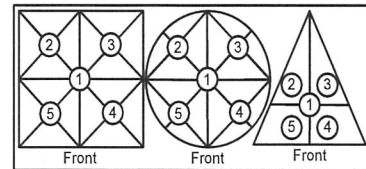
Cert.No.: 24MM292

Page: 3 of 3

Result of calibration

2. Effect of off center loading

A mass of 100 g was placed to various position on the pan.
The weighing machine reading error obtained is given in the table



**Maximum difference between
off-center and central loading**

Position 1 (g)	Position 2 (g)	Position 3 (g)	Position 4 (g)	Position 5 (g)	(g)
-0.0004	-0.0004	-0.0003	-0.0003	-0.0004	0.0001

3. Departure from nominal value

<u>Applied Weight</u> (g)	<u>Balance Reading</u> (g)	<u>Correction</u> (g)	<u>Measurement Uncertainty</u> (± mg)	<u>Coverage Factor</u> (k)
Unload	0.0000	0.0000	0.15	2.13
0.01	0.0100	0.0000	0.15	2.13
0.05	0.0500	0.0000	0.15	2.13
0.1	0.1000	0.0000	0.15	2.13
0.5	0.5000	0.0000	0.15	2.13
1	1.0000	0.0000	0.15	2.13
10	10.0000	0.0000	0.15	2.11
50	49.9999	+0.0001	0.17	2.06
100	99.9999	+0.0001	0.19	2.03
150	149.9998	+0.0002	0.29	2
200	199.9990	+0.0010	0.30	2

The reported uncertainty of measurement was based on a standard uncertainty multiplied by a coverage factor k , providing a level of confidence of approximately 95 %.

-o0o-



TECHNOLOGY PROMOTION ASSOCIATION (THAILAND-JAPAN)
CORPORATE SERVICES 3: EQUIPMENT CALIBRATION AND TESTING SERVICES
534/4 PATTANAKARN ROAD SOI 18, SUANLUANG, SUANLUANG BANGKOK 10250
TEL.0-2717-3000-29 FAX.0-2719-9484



Certificate of Calibration

Cert.No.: 24MM293

Page.: 1 of 3

Equipment : Electronic Balance

Manufacturer : Mettler Toledo

Model : XSR204

Serial No. : C117635043

ID No. : UAE.WAS.012/2564

Submitted by : United Analyst and Engineering Consultant Co.,Ltd.
3 Soi Udomsuk 41, Sukhumvit Road,
Bangchak, Phrakhanong,
Bangkok 10260

Location : Balance Room (108)

Received order : 11 May 2024

Calibration Date : 11 May 2024

Ambient Temperature : 15 °C to 40 °C

Relative Humidity : 30 % to 90 %

Calibrated by : [REDACTED]

Approved by : [REDACTED]

() [REDACTED]

() [REDACTED]

(✓) [REDACTED]

Approved Signatory

Issue Date : 15 May 2024

The Uncertainties are for a confidence probability of approximately 95%

This certificate may not be reproduced other than in full, except with the prior written
Approval of the head of Corporate Services 3 : Equipment Calibration and Testing Services.

เอกสารไม่ควบคุม



Equipment : Electronic Balance
Condition As-Received : Used Item
Reference : 2405-0166OC-2

Cert.No.: 24MM293

Page: 2 of 3

Procedure used :-

Calibration were conducted using in-house calibration procedure CP-OB01 based on UKAS LAB 14 according to direct measurement method against standard weight.

Condition of this result of calibration

1. Reference standard instruments:-

<u>Instruments</u>	<u>Model</u>	<u>Serial No.</u>	<u>ID No.</u>	<u>Test report No.</u>	<u>Due date</u>
1) Standard Weight Set (E2)	15884	24053	70RC007	MM-0013-24	25 Jan 2026

2. This certificate is valid only to the item calibrated on date and place of calibration.

3. This result of calibration was made on requested at the point specified by customer.

4. This certificate is not certified for any commercial transaction.

5. This certification is traceable to the International System of Unit.

Result of calibration () Without Adjustment (*) After Adjustment by Internal Calibration

Range capacity : 0 g to 220 g **Resolution** 0.0001 g

Before Adjustment :

<u>Applied Weight</u>	<u>Balance Reading</u>	<u>Correction</u>	<u>Measurement Uncertainty</u>	<u>Coverage Factor</u>
(g)	(g)	(g)	(± mg)	(k)
100	100.0000	0.0000	0.27	2.03
200	200.0001	-0.0001	0.31	2

After Adjustment :

1. **Determination of the standard deviation of weighing machine** (n = 10)

<u>Applied Weight</u>	<u>Standard Deviation of Reading (g)</u>
(g)	
100	0.00007
200	0.00007



Equipment : Electronic Balance
Condition As-Received : Used Item
Reference : 2405-0166OC-2

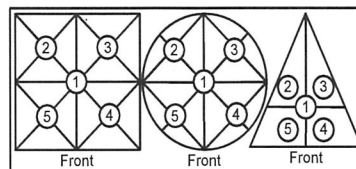
Cert.No.: 24MM293

Page: 3 of 3

Result of calibration

2. Effect of off center loading

A mass of 100 g was placed to various position on the pan.
The weighing machine reading error obtained is given in the table



Maximum difference between
off-center and central loading

Position 1	Position 2	Position 3	Position 4	Position 5
(g)	(g)	(g)	(g)	(g)
+0.0002	-0.0001	0.0000	+0.0002	0.0000

(g)
0.0003

3. Departure from nominal value

Applied Weight	Balance Reading	Correction	Measurement Uncertainty	Coverage Factor
(g)	(g)	(g)	(± mg)	(k)
Unload	0.0000	0.0000	0.15	2.13
1	1.0000	0.0000	0.15	2.13
5	5.0000	0.0000	0.15	2.13
10	10.0000	0.0000	0.15	2.11
20	20.0000	0.0000	0.19	2.03
50	50.0001	-0.0001	0.19	2.06
60	60.0001	-0.0001	0.19	2.04
80	80.0001	-0.0001	0.27	2
100	100.0002	-0.0002	0.27	2.03
120	120.0001	-0.0001	0.29	2
200	200.0001	-0.0001	0.31	2

The reported uncertainty of measurement was based on a standard uncertainty multiplied by a coverage factor k , providing a level of confidence of approximately 95 %.

-o0o-



TECHNOLOGY PROMOTION ASSOCIATION (THAILAND-JAPAN)
CORPORATE SERVICES 3: EQUIPMENT CALIBRATION AND TESTING SERVICES
534/4 PATTANAKARN ROAD SOI 18, SUANLUANG, SUANLUANG BANGKOK 10250
TEL. 0-2717-3000-29 FAX. 0-2719-9484



Cert. No.: 24TM589

Page : 1 of 3

Certificate of Calibration

Equipment : Hot Air Oven

Manufacturer : Memmert

Model : UF 55

Serial No. : B212.0411

ID No. : UAE.WAO.005/2556

Submitted by : United Analyst and Engineering Consultant Co.,Ltd.
3 Soi Udomsuk 41, Sukhumvit Road,
Bangchak, Phrakhanong,
Bangkok 10260

Location : Lab Floor 2

Received Order : 01 April 2024

Calibration Date : 01 - 02 April 2024

Ambient Temperature : (26 ± 10) °C

Relative Humidity : (50 ± 30) %

Calibrated by :

Approved by :

Approved Signatory

()
(✓)
()

Issue Date :

5 April 2024

The Uncertainties are for a confidence probability of approximately 95%

This certificate may not be reproduced other than in full, except with the prior written
Approval of the head of Corporate Services 3 : Equipment Calibration and Testing Services.

เอกสารไม่ควบคุม
A 0065065



Equipment : Hot Air Oven
Condition As-Received : Used Item
Reference : 2404-0004OC-3
Procedure Used :-

Cert. No.: 24TM589
Page : 2 of 3

Calibration were conducted using calibration procedure CP-OT02 based on TLAS G-20 according to direct measurement method with Data Acquisition which connected with Resistance Temperature Detector (RTD) and Thermocouple Type T.

The temperature scale used was based on ITS-90.

Condition of this result of calibration

1. Reference standard instrument:-

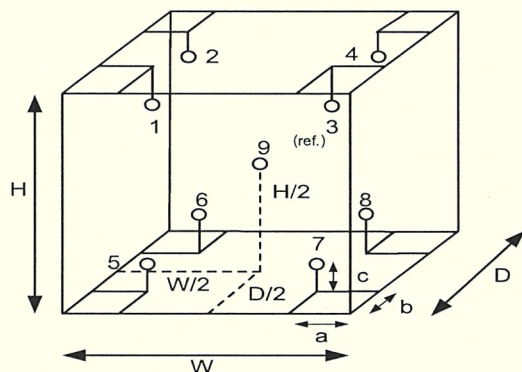
<u>Instrument</u>	<u>Serial No.</u>	<u>Cert. No.</u>	<u>Traceable</u>	<u>Due Date</u>
1) Data Acquisition	MY57013711	23LM115	TPA	11 Jul 2024
2. This certificate is valid only to the item calibrated on date and place of calibration.				
3. This certification is traceable to the International System of Unit.				

Remark : TPA : Technology Promotion Association (Thailand - Japan)

Result of Calibration :- (*) Without Adjustment

Function of UUC* : Temperature Source

Fresh air setting : Close



Environment during calibration		
	Beginning	Finished
Temp. (°C)	27	26
REL.Humid. (%)	47	48
AC Supply (Volt)	221	220

Ref. Std. ID No.: @ Calibration Point		
Position :	(120 to 180) °C	(104) °C
1	21-18TC-01	22-18RTD-2/1
2	21-18TC-02	18RTD-2/2
3	21-18TC-03	18RTD-2/3
4	21-18TC-04	18RTD-2/4
5	21-18TC-05	18RTD-2/5
6	21-18TC-06	18RTD-2/6
7	21-18TC-07	18RTD-2/7
8	21-18TC-08	18RTD-2/8
9 (ref.)	21-18TC-09	18RTD-2/9

Probe Installation Details : **Dimension of Chamber :**

a = 5.0 cm	D = 0.50 m
b = 5.0 cm	W = 0.80 m
c = 5.0 cm	H = 0.75 m
	Capacity = 0.30 m ³



Equipment : Hot Air Oven
Condition As-Received : Used Item
Reference : 2404-0004OC-3
Result of Calibration :- (*) Without Adjustment
Function of UUC* : Temperature Source
Fresh air setting : Close

Cert. No.: 24TM589

Page : 3 of 3

Calibration Point (°C)	UUC* Setting (°C)	UUC* Reading (°C)	Temperature stability (± °C)	Temperature uniformity (°C)	Overall Variation (°C)	Coverage Factor <i>k</i>
104.0	104.0	104.0	0.032	0.47	0.84	2
120.0	120.0	120.0	0.12	0.72	1.3	2
180.0	180.0	180.0	0.13	1.2	1.5	2

Calibration Point (°C)	Measured Temperature (°C)									Uncertainty (±°C)
	Position									
	1	2	3	4	5	6	7	8	9 (ref.)	
104.0	104.464	103.847	104.226	104.232	104.106	103.691	104.275	104.127	104.013	0.42
120.0	120.486	120.089	120.635	120.596	119.531	119.644	120.364	120.144	120.158	1.1
180.0	180.574	179.769	180.285	180.870	179.594	179.790	180.287	179.961	179.802	1.1

Average* : The average of 30 values in each position.

Temperature stability : One-half of the greatest maximum difference of measured temperature at any one sensor.

Temperature uniformity : The maximum difference of measured temperatures at any sensors and the measured temperature at the reference location which are observed at the same time or at as close an observation time as possible to determine the temperature pattern or homogeneity within the chamber under steady-state conditions.

Overall Variation : The Difference of the maximum and minimum measured temperatures throughout observation.

UUC* : Unit Under Calibration

Note : The reported uncertainty of measurement was included stability and excluded uniformity .

The reported uncertainty of measurement was based on a standard uncertainty multiplied by a coverage factor *k*, providing a level of confidence of approximately 95 %.

-o0o-

เอกสารไม่ควบคุม
a 1209738